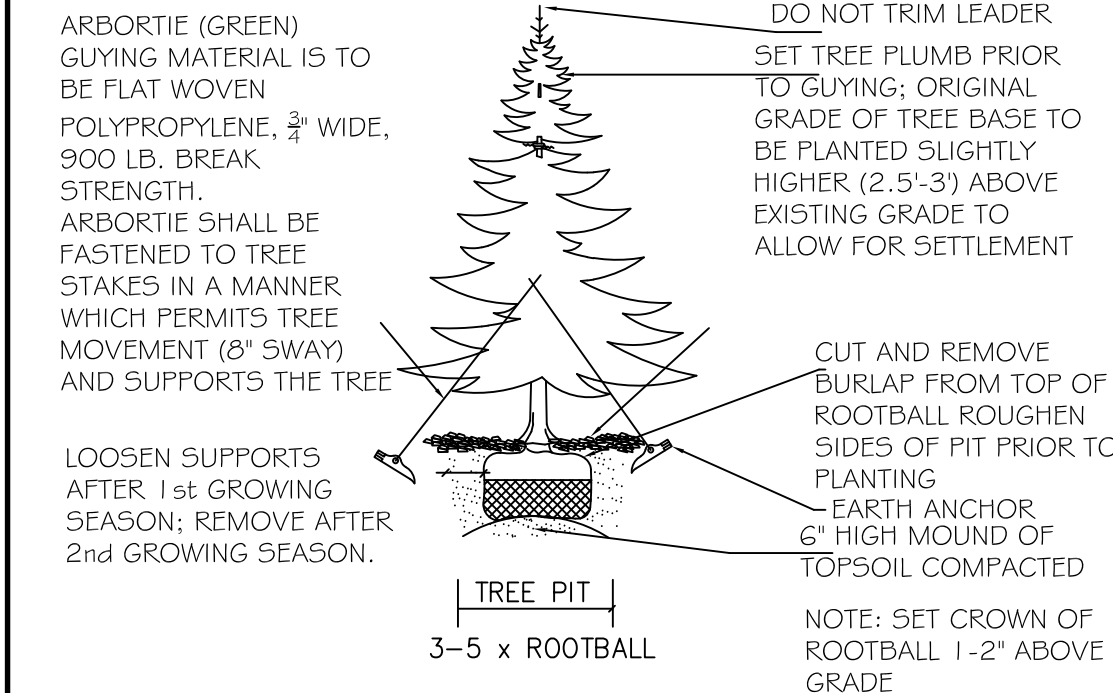
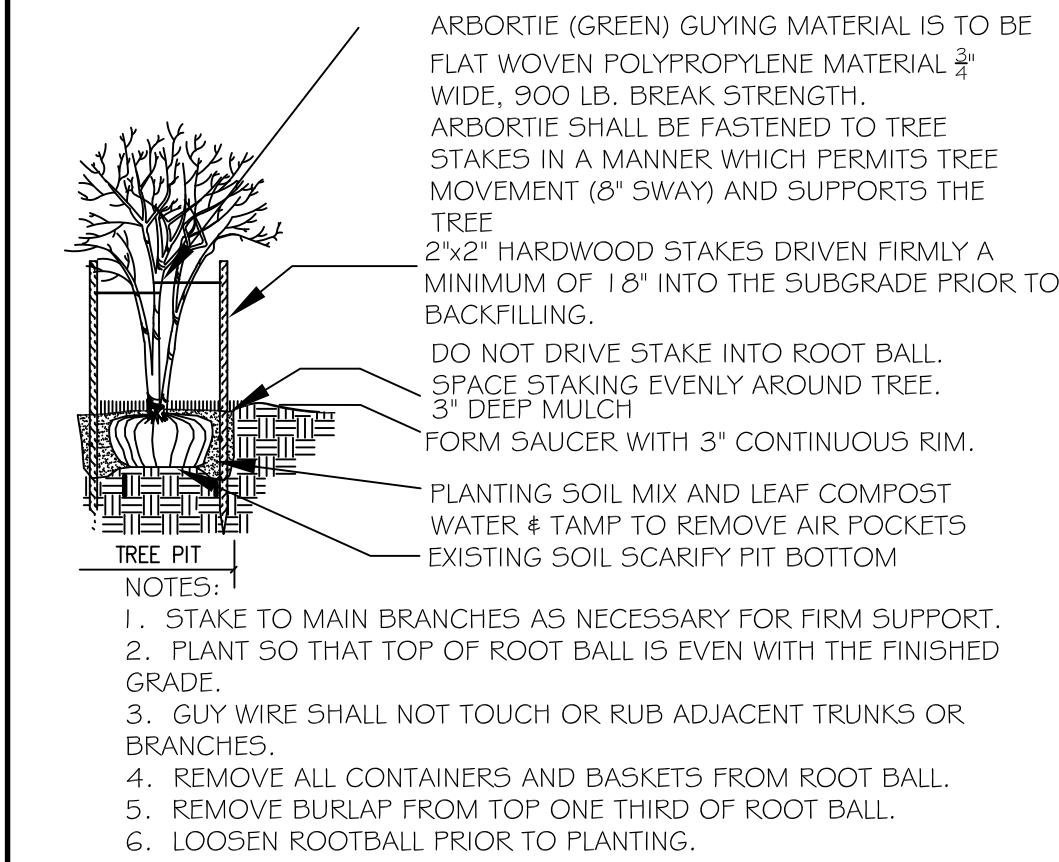


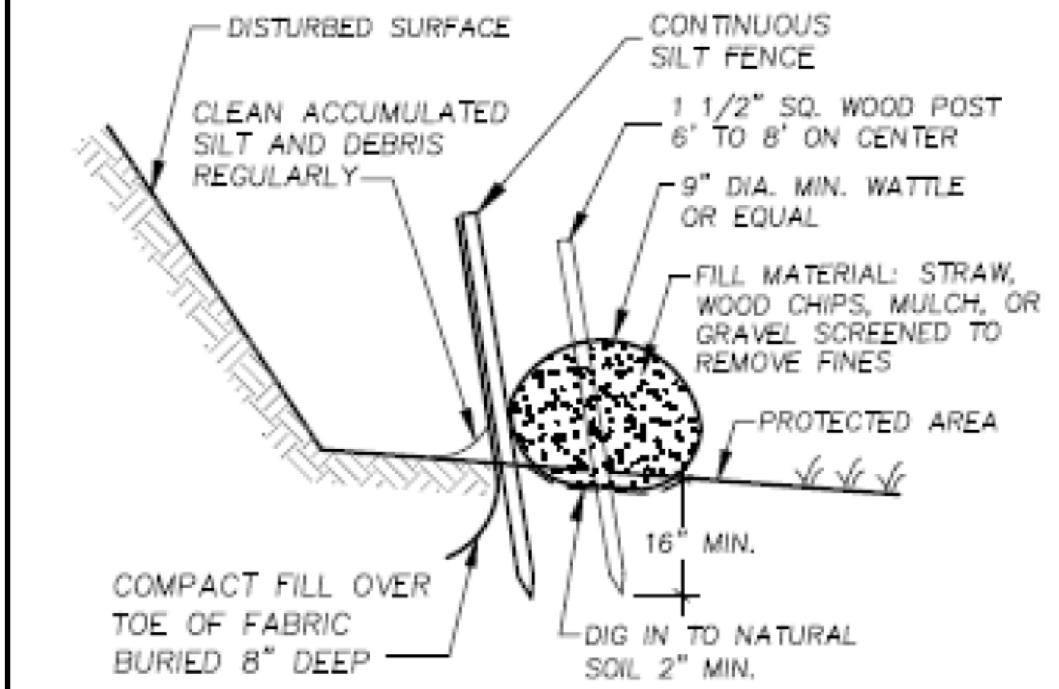
### SHRUB PLANTING



### EVERGREEN TREE PLANTING

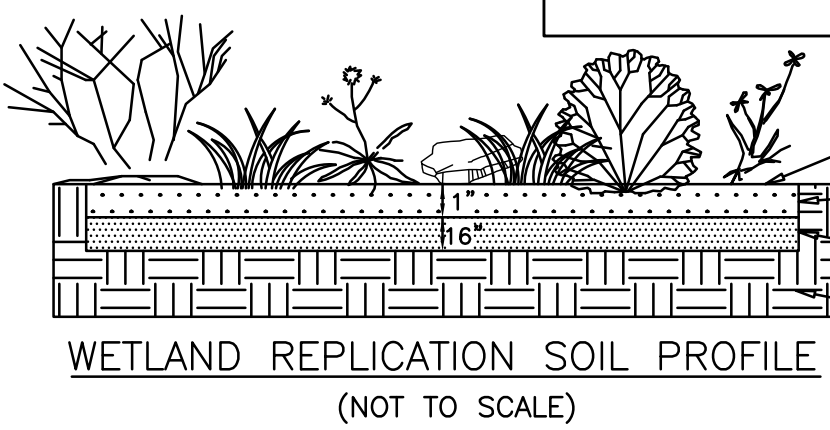


### DECIDUOUS TREE PLANTING



### HARVARD SILT FENCE/WATTLE SILTATION BARRIER

1. REMOVE AND STOCKPILE THE TOPSOIL FROM WITHIN THE WETLAND REPLICATION LIMITS. MIX IN THE LEAF LITTER TO THE DESIRED CONSISTENCY AND REINSTALL THE SOIL MIX
2. ON SITE SOIL MIXING IS NOT ALLOWED IF THE SOIL IS SATURATED.
3. AVOID EXCESS COMPACTION OF THE SOILS WITHIN THE REPLICATION AREA. COMPACT WITH MINIMAL PRESSURE UNTIL THE DESIRED ELEVATION IS REACHED.
4. THE FINISH SURFACE OF THE REPLICATION AREA SHALL BE UNEVEN. AREAS SHALL HAVE SMALL DEPRESSIONS (4-8 INCHES DEEP) AND OTHER AREAS SHALL BE SLIGHTLY HIGHER (4-8 INCHES HIGH)
5. AREA BETWEEN PROPOSED PLANT MATERIAL SHALL BE SEED WITH NEW ENGLAND WETLAND PLANTS INC. 'NEW ENGLAND WETMIX'



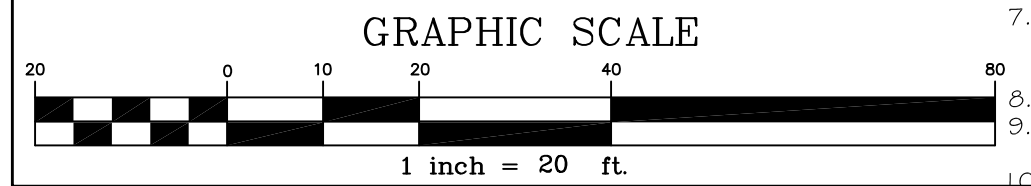
LEAF LITTER, ROCKS AND WOODY DEBRIS (LOGS/STUMPS) DISPERSED THROUGHOUT THE REPLICATION AREA (ORGANIC TOP SOIL LEAF COMPOST)

B HORIZON (MIX OF THE EXISTING TOPSOIL, SUBSOIL AND LEAF COMPOST) EXISTING SUB-GRADE

LEAF COMPOST: THE LEAF COMPOST COMPONENTS MUST BE PROCESSED FROM YARD WASTE AND SHALL BE AT A MINIMUM 4 YEARS OLD. NO BIOSOLIDS ARE ALLOWED.


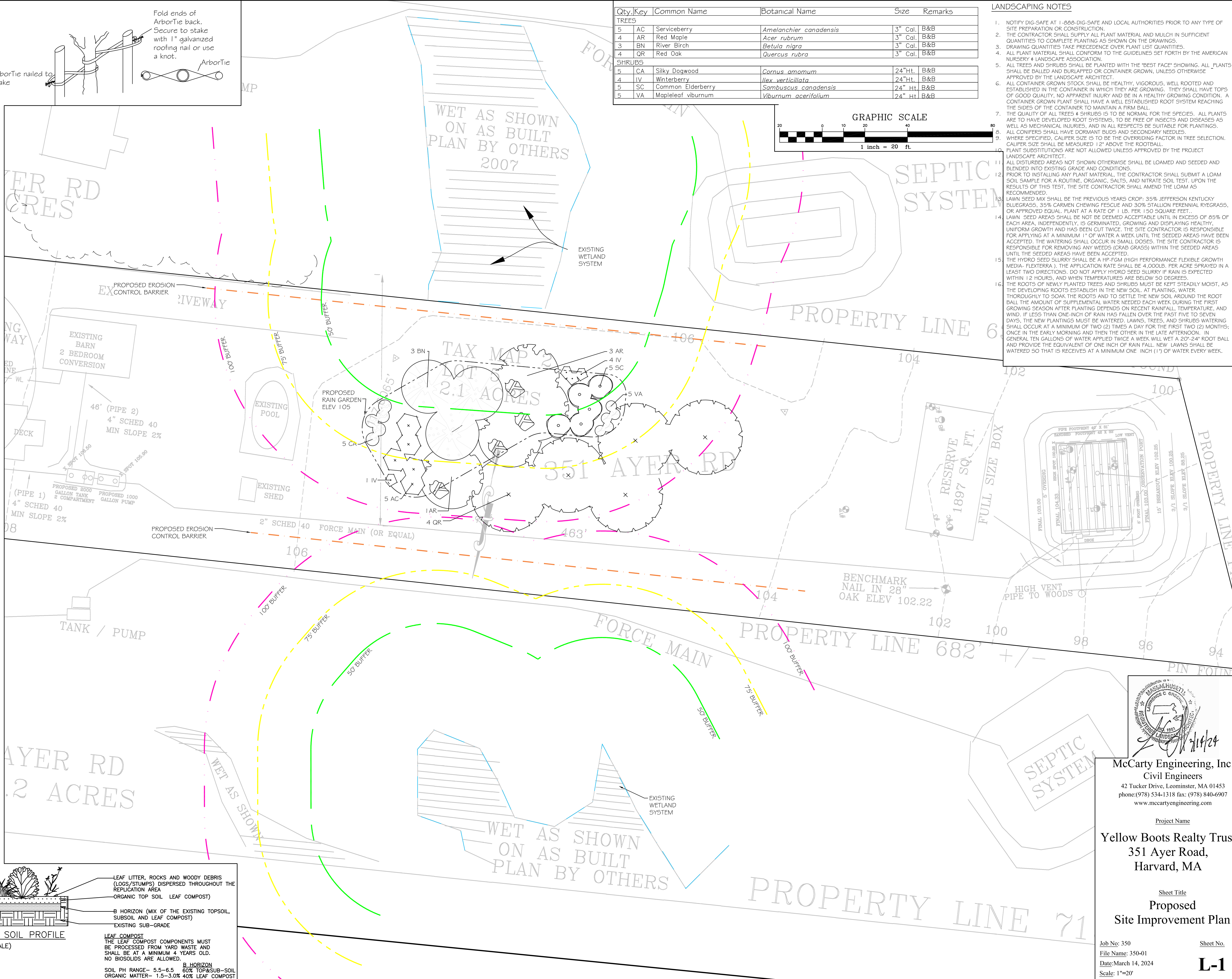
B HORIZON: SOIL PH RANGE- 5.5-6.5 60% TOP&SUB-SOIL ORGANIC MATTER- 1.5-3.0% 40% LEAF COMPOST

Qty./Key	Common Name	Botanical Name	Size	Remarks
TREES				
5	AC	Serviceberry	Amelanchier canadensis	3" Cal. B&B
4	AR	Red Maple	Acer rubrum	3" Cal. B&B
3	BN	River Birch	Betula nigra	3" Cal. B&B
4	QR	Red Oak	Quercus rubra	3" Cal. B&B
SHRUBS				
5	CA	Silky Dogwood	Cornus amomum	24"Ht. B&B
4	IV	Winterberry	Ilex verticillata	24"Ht. B&B
5	SC	Common Elderberry	Sambucus canadensis	24" Ht. B&B
5	VA	Mapleleaf viburnum	Viburnum acerifolium	24" Ht. B&B



### LANDSCAPING NOTES

1. NOTIFY DIG-SAFE AT 1-888-DIG-SAFE AND LOCAL AUTHORITIES PRIOR TO ANY TYPE OF SITE PREPARATION OR CONSTRUCTION.
2. THE CONTRACTOR SHALL SUPPLY ALL PLANT MATERIAL AND MULCH IN SUFFICIENT QUANTITIES TO COMPLETE PLANTING AS SHOWN ON THE DRAWINGS.
3. DRAWING QUANTITIES TAKE PRECEDENCE OVER PLANT LIST QUANTITIES.
4. ALL PLANT MATERIAL SHALL CONFORM TO THE GUIDELINES SET FORTH BY THE AMERICAN NURSERY & LANDSCAPE ASSOCIATION.
5. ALL TREES AND SHRUBS SHALL BE PLANTED WITH THE 'BEST PRACTICE' SHOWING. ALL PLANTS SHALL BE BALLED AND BURLAPPED OR CONTAINER GROWN, UNLESS OTHERWISE APPROVED BY THE LANDSCAPE ARCHITECT.
6. ALL CONTAINER GROWN STOCK SHALL BE HEALTHY, VIGOROUS, WELL ROOTED AND ESTABLISHED IN THE CONTAINER IN WHICH THEY ARE GROWING. THEY SHALL HAVE TOPS OF GOOD QUALITY, NO APPARENT INJURY AND BE IN A HEALTHY GROWING CONDITION. A CONTAINER GROWN PLANT SHALL HAVE A WELL ESTABLISHED ROOT SYSTEM REACHING THE SIDES OF THE CONTAINER TO MAINTAIN A FIRM BALL.
7. THE QUALITY OF ALL TREES & SHRUBS IS TO BE NORMAL FOR THE SPECIES. ALL PLANTS ARE TO HAVE DEVELOPED ROOT SYSTEMS, TO BE FREE OF INSECTS AND DISEASES AS WELL AS MECHANICAL INJURIES, AND IN ALL RESPECTS BE SUITABLE FOR PLANTINGS.
8. ALL CONIFERS SHALL HAVE DORMANT BUDS AND SECONDARY NEEDLES.
9. WHERE SPECIFIED, CALIPER SIZE IS TO BE THE OVERRIDING FACTOR IN TREE SELECTION. CALIPER SIZE SHALL BE MEASURED 12" ABOVE THE ROOTBALL.
10. PLANT SUBSTITUTIONS ARE NOT ALLOWED UNLESS APPROVED BY THE PROJECT LANDSCAPE ARCHITECT.
11. ALL DISTURBED AREAS NOT SHOWN OTHERWISE SHALL BE LOAMED AND SEEDED AND BLENDED INTO EXISTING GRADE AND CONDITIONS.
12. PRIOR TO INSTALLING ANY PLANT MATERIAL, THE CONTRACTOR SHALL SUBMIT A LOAM SOIL SAMPLE FOR A ROUTINE, ORGANIC, SALTS, AND NITRATE SOIL TEST. UPON THE RESULTS OF THIS TEST, THE SITE CONTRACTOR SHALL AMEND THE LOAM AS RECOMMENDED.
13. LAWN SEED MIX SHALL BE THE PREVIOUS YEARS CROP: 35% JEFFERSON KENTUCKY BLUEGRASS, 35% CARMEN CHEWING FESCUE AND 30% STALLION PERENNIAL RYEGRASS, OR APPROVED EQUAL. PLANT AT A RATE OF 1 LB. PER 150 SQUARE FEET.
14. LAWN SEED AREAS SHALL BE NOT BE DERIVED ACCEPTABLE UNTIL IN EXCESS OF 85% OF EACH AREA, INDEPENDENTLY, IS GERMINATED, GROWING AND DISPLAYING HEALTHY, UNIFORM GROWTH AND HAS BEEN CUT TWICE. THE SITE CONTRACTOR IS RESPONSIBLE FOR APPLYING AT A MINIMUM 1" OF WATER A WEEK UNTIL THE SEEDED AREAS HAVE BEEN ACCEPTED. THE WATERING SHALL OCCUR IN SMALL DOSES. THE SITE CONTRACTOR IS RESPONSIBLE FOR REMOVING ANY WEEDS (GRASS GRASS) WITHIN THE SEEDED AREAS UNTIL THE SEEDED AREAS HAVE BEEN ACCEPTED.
15. THE HYDRO SEED SLURRY SHALL BE A HP-FGM (HIGH PERFORMANCE FLEXIBLE GROWTH MEDIA- FLEXITERA). THE APPLICATION RATE SHALL BE 4,000LB. PER ACRE SPRAYED IN AT LEAST TWO DIRECTIONS. DO NOT APPLY HYDRO SEED SLURRY IF RAIN IS EXPECTED WITHIN 12 HOURS, AND WHEN TEMPERATURES ARE BELOW 50 DEGREES.
16. THE ROOTS OF NEWLY PLANTED TREES AND SHRUBS MUST BE KEPT STEADILY MOIST, AS THE DEVELOPING ROOTS ESTABLISH IN THE NEW SOIL. AT PLANTING, WATER THOROUGHLY TO SOAK THE ROOTS AND TO SETTLE THE NEW SOIL AROUND THE ROOT BALL. THE AMOUNT OF SUPPLEMENTAL WATER NEEDED EACH WEEK DURING THE FIRST GROWING SEASON AFTER PLANTING DEPENDS ON RECENT RAINFALL, TEMPERATURE, AND WIND. IF LESS THAN ONE-INCH OF RAIN HAS FALLEN OVER THE PAST FIVE TO SEVEN DAYS, THE NEW PLANTINGS MUST BE WATERED. LAWN, TREES, AND SHRUBS WATERING SHALL OCCUR AT A MINIMUM OF TWO (2) TIMES A DAY FOR THE FIRST TWO (2) MONTHS; ONCE IN THE EARLY MORNING AND THEN THE OTHER IN THE LATE AFTERNOON. IN GENERAL TEN GALLONS OF WATER APPLIED TWICE A WEEK WILL WET A 20"-24" ROOT BALL AND PROVIDE THE EQUIVALENT OF ONE INCH OF RAIN FALL. NEW LAWNS SHALL BE WATERED SO THAT IT RECEIVES AT A MINIMUM ONE INCH (1") OF WATER EVERY WEEK.



McCarty Engineering, Inc.  
Civil Engineers  
42 Tucker Drive, Leominster, MA 01453  
phone: (978) 534-1318 fax: (978) 840-6907  
www.mccartyengineering.com

Project Name

Yellow Boots Realty Trust  
351 Ayer Road,  
Harvard, MA

Sheet Title

Proposed  
Site Improvement Plan

Job No: 350

Sheet No.

File Name: 350-01

Date: March 14, 2024

Scale: 1"=20'

L-1